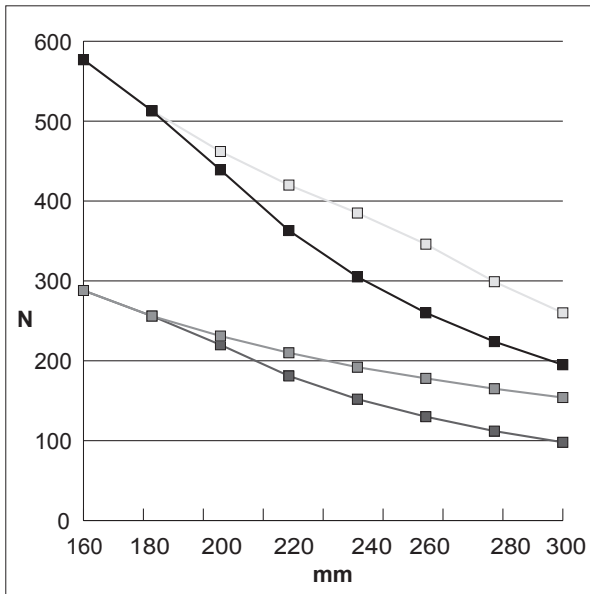


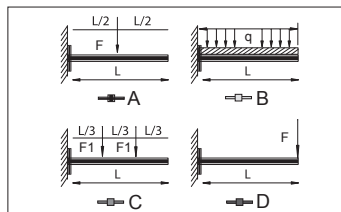
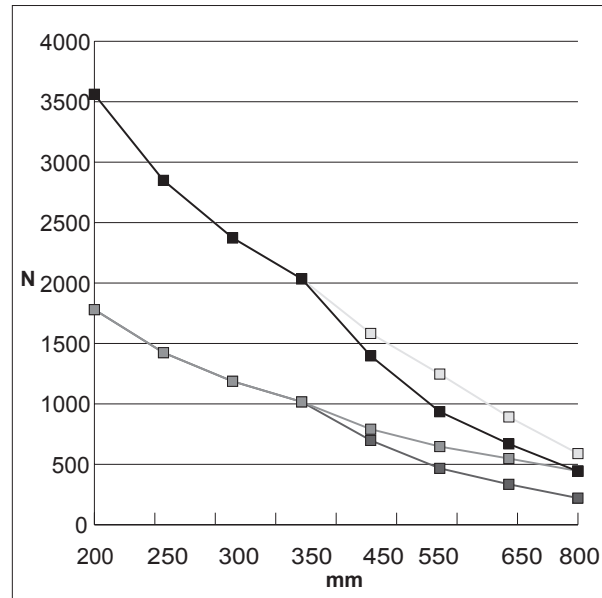


Load Bearing Data for Cantilever C-E0

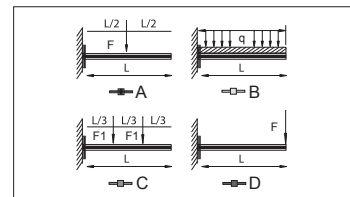
27 x 18



38 x 40



	ly mm ⁴	8791
	lz mm ⁴	2788
	Sc mm	8.336
	St mm	9.665
	A mm ²	65.57



	ly mm ⁴	58960
	lz mm ⁴	44890
	Sc mm	19.836
	St mm	20.17
	A mm ²	220.1

$\sigma_{zul} = 160 \text{ N/mm}^2$
 $f_{zul} = l/200$